

Housing Sales--2nd Quarter 2011

Source: Washoe County Assessor

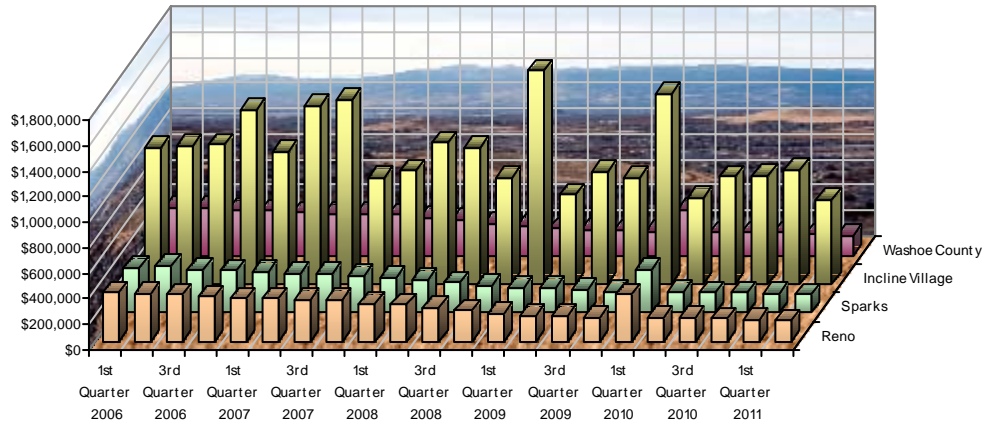
Age of Structure	2nd Quarter 2011				1st Quarter 2011				Percent Change			2nd Quarter 2010				Percent Change		
	Number of Sales	Median Sales Price	Median Building SqFt	Median Price per SqFt	Number of Sales	Median Sales Price	Median Building SqFt	Median Price per SqFt	Number of Sales	Median Sales Price	Median Price per SqFt	Number of Sales	Median Sales Price	Median Building SqFt	Median Price per SqFt	Number of Sales	Median Sales Price	Median Price per SqFt
<i>City of Reno, Washoe County, Nevada</i>																		
Single Family Residence Sales																		
New	89	\$236,976	1,972	\$120	70	\$239,511	658	\$120	27.1%	-1.1%	0.1%	121	\$212,188	1,822	\$123	-26.4%	11.7%	-2.9%
Existing	737	\$150,000	1,645	\$91	627	\$160,000	1,675	\$95	17.5%	-6.3%	-3.9%	790	\$175,000	1,669	\$105	-6.7%	-14.3%	-13.0%
New & Existing	826	\$160,000	1,691	\$95	697	\$169,000	1,654	\$96	18.5%	-5.3%	-0.8%	911	\$185,393	1,676	\$108	-9.3%	-13.7%	-11.7%
Condo Sales																		
New	1	\$360,000	2,164	\$166	3	\$90,000	1,160	\$75	-66.7%	300.0%	122.3%	23	\$160,000	1,342	\$102	-95.7%	125.0%	62.9%
Existing	342	\$36,750	856	\$57	219	\$57,750	1,040	\$59	56.2%	-36.4%	-3.4%	237	\$62,000	1,033	\$63	44.3%	-40.7%	-8.8%
New & Existing	343	\$36,000	856	\$57	222	\$60,000	1,069	\$60	54.5%	-40.0%	-5.8%	260	\$68,200	1,074	\$73	31.9%	-47.2%	-22.1%
<i>City of Sparks, Washoe County, Nevada</i>																		
Single Family Residence Sales																		
New	20	\$224,247	2,090	\$113	14	\$206,999	1,445	\$107	42.9%	8.3%	5.6%	45	\$187,942	1,961	\$105	-55.6%	19.3%	8.1%
Existing	398	\$139,950	1,732	\$83	328	\$144,123	1,665	\$85	21.3%	-2.9%	-2.2%	404	\$157,000	1,658	\$95	-1.5%	-10.9%	-12.8%
New & Existing	418	\$141,000	1,745	\$85	342	\$145,000	1,663	\$85	22.2%	-2.8%	-0.7%	449	\$164,900	1,690	\$96	-6.9%	-14.5%	-11.7%
Condo Sales																		
New	0	\$0	0	\$0	0	\$0	0	\$0	0.0%	0.0%	0.0%	0	\$0	0	\$0	0.0%	0.0%	0.0%
Existing	80	\$49,424	1,198	\$44	43	\$49,900	1,111	\$43	86.0%	-1.0%	2.5%	71	\$65,000	1,102	\$60	12.7%	-24.0%	-26.4%
New & Existing	80	\$49,424	1,198	\$44	43	\$49,900	1,111	\$43	86.0%	-1.0%	2.5%	71	\$65,000	1,102	\$60	12.7%	-24.0%	-26.4%
<i>Incline Village, Washoe County, Nevada</i>																		
Single Family Residence Sales																		
New	0	\$0	0	\$0	0	\$0	0	\$0	0.0%	0.0%	0.0%	0	\$0	0	\$0	0.0%	0.0%	0.0%
Existing	25	\$660,000	2,218	\$309	22	\$899,500	3,538	\$299	13.6%	-26.6%	3.2%	24	\$682,500	2,431	\$327	4.2%	-3.3%	-5.5%
New & Existing	25	\$660,000	2,218	\$309	22	\$899,500	3,538	\$299	13.6%	-26.6%	3.2%	24	\$682,500	2,431	\$327	4.2%	-3.3%	-5.5%
Condo Sales																		
New	0	\$0	0	\$0	0	\$0	0	\$0	0.0%	0.0%	0.0%	2	\$1,019,857	2,780	\$367	-100.0%	-100.0%	-100.0%
Existing	41	\$330,000	1,204	\$219	34	\$376,950	1,536	\$270	20.6%	-12.5%	-18.9%	46	\$370,000	1,412	\$264	-10.9%	-10.8%	-17.0%
New & Existing	41	\$330,000	1,204	\$219	34	\$376,950	1,536	\$270	20.6%	-12.5%	-18.9%	48	\$376,000	1,412	\$273	-14.6%	-12.2%	-19.9%
<i>Washoe County, Nevada</i>																		
Single Family Residence Sales																		
New	116	\$237,105	2,076	\$117	93	\$232,691	1,440	\$115	24.7%	1.9%	1.5%	196	\$211,792	1,910	\$120	-40.8%	12.0%	-2.2%
Existing	1,544	\$150,000	1,725	\$91	1,294	\$160,000	1,732	\$92	19.3%	-6.3%	-1.9%	1,611	\$172,000	1,696	\$103	-4.2%	-12.8%	-12.3%
New & Existing	1,660	\$155,000	1,753	\$93	1,387	\$165,000	1,706	\$94	19.7%	-6.1%	-0.9%	1,807	\$180,000	1,722	\$105	-8.1%	-13.9%	-11.8%
Condo Sales																		
New	1	\$360,000	2,164	\$166	3	\$90,000	1,160	\$75	-66.7%	300.0%	122.3%	25	\$161,000	1,342	\$111	-96.0%	123.6%	50.1%
Existing	463	\$47,000	971	\$60	297	\$62,000	1,111	\$61	55.9%	-24.2%	-1.3%	354	\$75,000	1,080	\$72	30.8%	-37.3%	-17.2%
New & Existing	464	\$47,000	973	\$60	300	\$63,250	1,122	\$61	54.7%	-25.7%	-2.1%	379	\$79,000	1,127	\$76	22.4%	-40.5%	-20.9%

Housing Sales--2nd Quarter 2011

Source: Washoe County Assessor

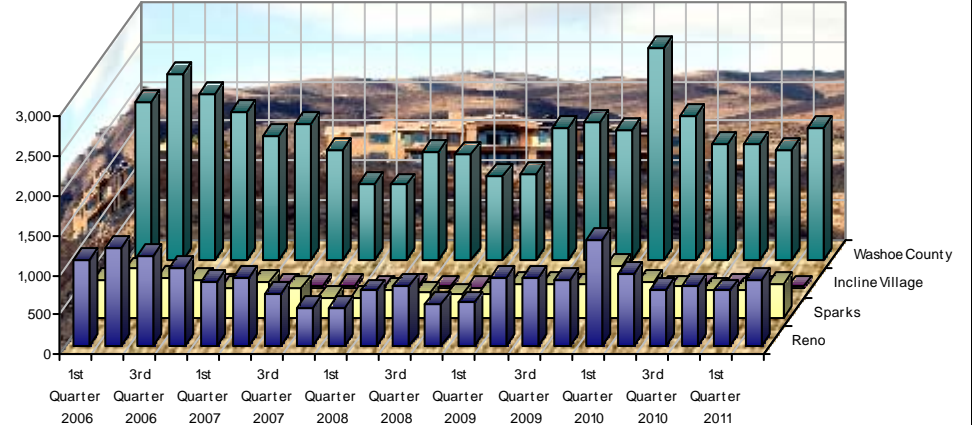
Median Sales Price

New & Existing Single Family



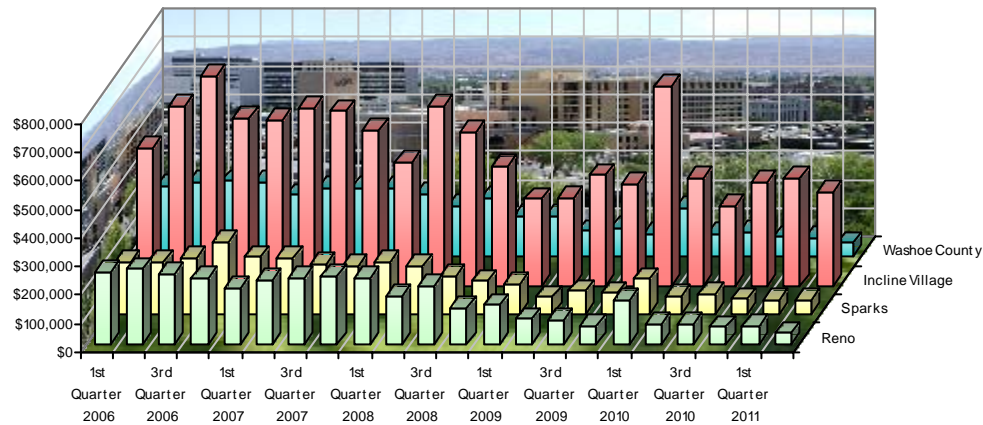
Number of Sales

New & Existing Single Family



Median Sales Price

New & Existing Condos



Number of Sales

New & Existing Condos

